

Bacchus Industrial

11^{kW} - 14,4^{kW} - 21,6^{kW} - 28,8^{kW} - 36,2^{kW}

Bacchus Industrial is a steam cleaner with stainless-steel body and boiler, able to deliver dry saturated steam at 165°C. All the functions of the unit can be managed through the electronic control panel.

english



This model is suitable for sanitizing



BOTTLING LINES

700 - 5000^{pz}/1h*



BARRELS / TONNEAUX

21 - 50^{pz}/24h*

*approx. datas

STEAM CLEANER

| | | | | | | |
|--------------------|--|-----------------|------|------|------|------|
| Boiler | Stainless steel AISI 304 with interchangeable heating element | | | | | |
| Body | Stainless steel AISI 304 BA | | | | | |
| Power supply | V - Hz | 3 ~ 400 - 50/60 | | | | |
| Boiler output | kW/h | 10,8 | 14,4 | 21,6 | 28,8 | 36 |
| Maximum output | kW/h | 11 | 14,6 | 21,8 | 29 | 36,2 |
| Boiler volume | l | 11 | 12 | 13 | | |
| Operating pressure | bar | 6 | | | | |
| Water tank | l | 20 | | | | |
| Steam production | g/min | 291 | 388 | 582 | 776 | 970 |
| | Kg/h | 17,5 | 23 | 35 | 46,5 | 58 |
| Steam T° | ° C | 165 | | | | |

VARIOUS

| | | |
|----------------------|-----|------------------------|
| Weight | Kg | 96 (mod.36kW) |
| Power cable | m | 8 |
| Machine dimensions | cm | H.110 x L.53 x W. 82,5 |
| Pallet dimensions | cm | 115x65x125 |
| Quantity pallet/unit | pcs | 1 |

Technical features



Operating pressure 6 bar



Water mains



Water tank



Power regulation switch



Automatic water refilling



Control panel



Boiler maintenance signal

Features



Power regulation / On - Off switch



Water tank - 20 liters



Control panel

Pannello di controllo



Hose holder



Detergent tank level indicator



Steam outlet 10bar - 12P



Water mains connection & hook for Vac Industrial



Electric plugs - 8m:

- IEC309/16A Mod. 10,8 kW
- IEC309/32A Mod. 14,4 - 18 - 21,6 kW
- IEC309/63A Mod. 28,8 - 36 kW

Anti-scratch rubber wheels 360° with safety brakes



Dimension

CONTROL PANEL

- Display to visualize temperature and pressure levels, working hours and boiler cleaning signal
- Buttons and indicators for the complete control of the parameters of the steam cleaner



Optional tools

Bacchus Industrial can be used with the following accessories:



GEYSER 1 10bar Steam accessories



Steam hose
5m - 8m



Window cleaner w/diffuser



Brush with bristles



100mm lance



Stainless steel threaded brushes



400mm lance



Stainless steel threaded flat nozzle



800mm lance



1200mm lance

BACCHUS ACCESSORIES



Bacchus foodgrade silicone hose
4m - 8m - 10m



GAROLLA / DIN
connectors with a mechanical safety
valve PED approved
Ø 32mm - Ø 40mm - Ø 50mm - Ø 60mm



Steam diffuser

JULY 10 bar Steam accessories



JULY 6 bar Steam accessories



Steam hose
3m - 5m



Extension tubes L. 480mm



Bayonette lances



Triangular brush



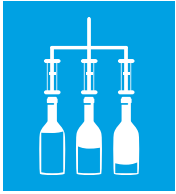
Rectangular brush



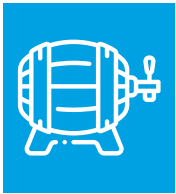

Steam lance



Stainless-steel brush Ø28
Threaded stainless-steel brush Ø28



BOTTLING LINE
&
MICROFILTRATION
SYSTEMS



BARRELS



TANKS
& CASKS

